

60 VOLTS, 10 AMP DUAL SCHOTTKY COMMON CATHODE CENTERTAP RECTIFIER

Qualified per MIL-PRF-19500/680

DEVICES

1N6842U3

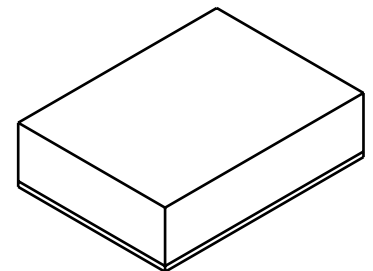
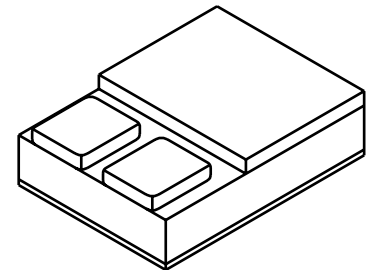
LEVELS

**JAN
JANTX
JANTXV**

FEATURES

- Low Profile Ceramic SMD
- High Surge Rating
- Low Reverse Leakage Current
- Low Forward Voltage
- Low Power Losses

U3 Package (SMD-0.5)



ABSOLUTE MAXIMUM RATINGS ($T_C = +25^\circ\text{C}$ unless otherwise noted)

Parameters / Test Conditions	Symbol	Value	Unit
Peak Repetitive Reverse and DC Blocking Volt 1N6842U3	V_{RRM} V_{RWN} V_R	60	Volts
Average Rectified Forward Current (Resistive Load, 60Hz, Sine Wave, $T_A = 25^\circ\text{C}$)	I_O	10	Amps
Peak Surge Current 8.3ms Pulse, $T_A = 25^\circ\text{C}$, per leg	I_{FSM}	200	Amps
Operating & Storage Temperature	T_{op} & T_{stg}	-65 to + 150	$^\circ\text{C}$
Maximum Thermal Resistance Junction to Case, each individual diode Junction to Case Note 1	$R_{\theta JC}$	2.8 1.7	$^\circ\text{C}/\text{W}$

Note 1: Both legs tied together

6 Lake Street, Lawrence, MA 01841
 1-800-446-1158 / (978) 620-2600 / Fax: (978) 689-0803
 Website: <http://www.microsemi.com>

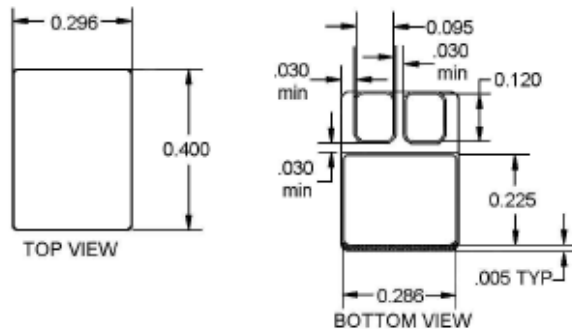
60 VOLTS, 10 AMP DUAL SCHOTTKY COMMON CATHODE CENTERTAP RECTIFIER

Qualified per MIL-PRF-19500/680

ELECTRICAL CHARACTERISTICS (per leg)

Parameters / Test Conditions	Symbol	Min.	Max.	Unit
Instantaneous Forward Voltage Drop $I_F = 3\text{A}_{dc}$, $T_A = 25^\circ\text{C}$, 300 μs Pulse $I_F = 10\text{A}_{dc}$, $T_A = 25^\circ\text{C}$, 300 μs Pulse $I_F = 15\text{A}_{dc}$, $T_A = 25^\circ\text{C}$, 300 μs Pulse	V_F		0.62 0.78 0.90	Vdc
Instantaneous Forward Voltage Drop $I_F = 10\text{A}_{dc}$, $T_A = 100^\circ\text{C}$, 300 μs Pulse $I_F = 15\text{A}_{dc}$, $T_A = 100^\circ\text{C}$, 300 μs Pulse	V_F		0.70 0.80	Vdc
Reverse Leakage Current Rated V_R , $T_A = 25^\circ\text{C}$, 300 μs pulse minimum	I_R		50	μA
Reverse Leakage Current Rated V_R , $T_A = 100^\circ\text{C}$, 300 μs pulse minimum	I_R		10	mA
Junction Capacitance $V_R = 10\text{V}_{dc}$, $T_A = 25^\circ\text{C}$, $f = 1\text{MHz}$	C_J		800	Pf

CASE OUTLINE: SMD-0.5



TYPICAL OPERATING CURVES ($T_A = 25^\circ\text{C}$ Unless otherwise specified)

